

My predictions about:

Answer the following questions based on what you can predict about the book by looking at its cover and title:

Where do you think the story takes place?

Who do you think are some of the characters in this story?

What do you think the story is about?


Draw your own cover for this story based on the title of the book.

How do you think the story will end?

Chapter 1



In your dreams... Mini-book

Write your answer to the questions on the clouds. Then cut the clouds out, staple them together into a book, and glue into your lapbook.



1. What is your dream?


2. If you could fly anywhere,
where would you go?



3. Draw a picture of your dream.

Chapter 2
Dragon - Lapbook Cover


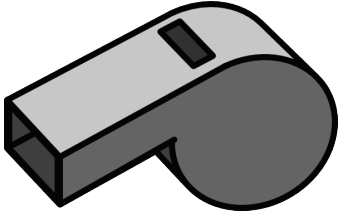
Color the dragon as the author describes him.
Cut out and glue inside your lapbook.




Chapter 2

What's in Elmer's knapsack? Mini-book



Cut out the pocket and add it to your lapbook. Use it to store only the items Elmer took with him in his knapsack.




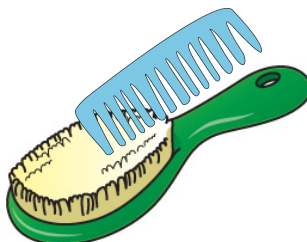



What's in Elmer's knapsack?



© 2008 SONYA TECHNOLOGIES, INC.
ARTWORK.COM



x25



Chapter 2

Adventure Mini-book

Cut out the mini-book and accordion fold so the title is on the top. Write down things you would bring with you on an adventure and add the mini-book to your lapbook.


I'm going on a trip and I'm
going to take...



Chapter 3

Grain Sack Mini-book

Cut out the mini-book and fold along the dotted line. On the inside of the book, draw what was really in the grain sack. Add the mini-book to your lapbook.





Chapter 4

Signs of Invasion Mini-book

Cut on solid lines and fold on dotted lines
so the title is on the outside.

Open the book and write the
three signs of invasion the wild boars found
on the three sections of the mini-book.

Fold closed and add to your lapbook.

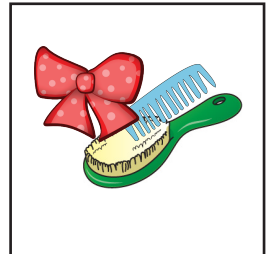









Chapter 10

Save Elmer! Mini-book

Cut out the Save Elmer! mini-book, the animals, and the items from Elmer's knapsack. Fold the mini-book in half along the dotted line, and glue the animal next to the item on the inside of the book. Add the mini-book to your lapbook.

SAVE

ELMER!



Chapter 10

Animals on Wild Island Mini-book

Cut out entire mini-book - fold on solid lines so the title is on the outside and cut on dotted lines to create flaps. Write how many of each animal are in the book underneath the flap. Add the total number of animals, write the answer under the title on the front of the mini-book, and add to lapbook.

Boars		HOW MANY ANIMALS ARE ON WILD ISLAND? _____
Tigers		
Lions		
Rhinoceros		
Gorilla & monkeys		
Crocodiles		

Color the map to look like the map from pages 78-79 of the book.
Cut down the center and glue to make the cover of the lapbook.

MAP OF THE ISLAND OF TANGERINA AND WILD ISLAND

