

Draw and write about what you see in the clouds right now.

Four sets of primary writing lines, each consisting of a solid top line, a dashed middle line, and a solid bottom line, providing space for writing.

Pick a cloud in the sky and think of as many words as you can to describe it - how it looks, how it might feel or taste, its temperature, etc.

My cloud is...

1. _____

9. _____

2. _____

10. _____

3. _____

11. _____

4. _____

12. _____

5. _____

13. _____

6. _____

14. _____

7. _____







15. _____

8. _____

16. _____

Cloud Math


Roll a set of dice to get to addends - write them in the clouds and add them up!



Cloud Number Recognition

Roll a die, find that number in a cloud, and color the clouds. Keep rolling and coloring until all the clouds are filled in.

- | |
|------------|
| 1 = blue |
| 2 = green |
| 3 = red |
| 4 = yellow |
| 5 = purple |
| 6 = orange |



How many clouds with the number 3 did you find? _____

Charting the Sky

Draw what the clouds in the sky look like throughout the day.

10:00am

2:00pm

6:00pm

Types of Clouds

Word Search


E L E N T I C U L A R J C N O G V C J I
J T M I P C F S T R A T O C U M J W K I S
E U F R Z I Q R I Q T D A B D G H M J
S C F B F R Y R I O S R X Y O Q N R V D
Q C O N T R A I L S Z C K E D Y I Q M Z
M G E P J O E K J S Y L N I A H M X A B
I Q L S M C A K J V C C U M U L U S Z B Z L W
X P D T Z U K A L T O C C U M U L U S O L T F
B B Y R A M A L T O C C U M U L U S R O W
V R D A L U K H C N G K N I G G T S R O C
B E G T R L E K H C I R R U S H E Y R L T Y
C K F U C U M D F U L O N I M B U S A H R S
E X O S P S D F D Z F S H T Y T U A V
A Z G N F Q I Q E D H P T G D X U Q T I
I E L E M W O A B I N R E U T T J G S F U I
G T B L C I R R O S T R A T U S Q U S L

CIRRUS
CIRROSTRATUS
CIRROCUMULUS
ALTOSTRATUS
ALTOCUMULUS
STRATUS
STRATOCUMULUS
NIMBOSTRATUS
CUMULUS
CUMULONIMBUS
MAMMATUS
LENTICULAR
FOG
CONTRAILS

Cloud Story

Write your own story about the clouds you see in the sky today.

Handwriting practice lines consisting of a solid top line, a dashed middle line, and a solid bottom line. There are ten sets of these lines provided for writing.



Cloud Science

What you need:

clear plastic water or pop bottle with lid
water
matches

Instructions:

Place approximately one teaspoon in the water bottle.

Light a match and drop it into the bottle.

Quickly screw the lid on the bottle.

Squeeze and release the bottle and watch what happens.

Explanation:

“Water vapor, water in its invisible gaseous state, can be made to condense into the form of small cloud droplets. By adding particles such as the smoke enhances the process of water condensation and by squeezing the bottle causes the air pressure to drop. This creates a cloud!”